

ShowCase™




More Than Good Looks

With a substantial woodgrain texture embossment, Raynor ShowCase™ brings beauty and instant curb appeal to any home. But good looks are just the beginning. Beneath the surface, ShowCase is also one of the most stringently engineered garage doors you can own. Its strong, two-sided, steel design provides superior strength, unrivaled durability, and unsurpassed protection against noise, impact, and weather.




5 Elegant profile designs to choose from

Colonial



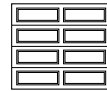
Flush




CarriageHouse



Ranch

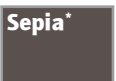

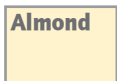


Flush Beadline



Colors

Choose from 5 standard colors, 4 optional Kynar® colors, or select from over 1,800 OptiFinish™ Sherwin-Williams colors.



Energy Efficient

ShowCase doors are a full 2" thick with a polystyrene insulation and an R-Value of 10.25, and incorporate a thermal break and section joint seals to prevent thermal transfer, air and weather infiltration.



Standard Options

Door Designs

Colonial, Flush & Carriage House:

Heights: 4'9" to 5'1" in 1" increments, 5'3", 5'6", 5'9", 6', 6'4" to 7' in 1" increments, 7'2", 7'3", 7'6" to 7'9" in 1" increments, 8' to 9' in 1" increments, 9'2", 9'3", 9'6" to 10' in 1" increments

Widths: 4' to 18' in 1" increments

Ranch:

Heights: 4'9" to 5'1" in 1" increments, 5'3", 6'4" to 7' in 1" increments, 8', 8'1", 8'2", 8'3", 8'5" to 8'9" in 1" increments, 9'10", 10'

Widths*: 4' to 18' in 1" increments

*Some select widths may not be available.

Window Options


A wide variety of window, glass types, and decorative inserts are available. See the Decorative Windows brochure for all options.



Engineered to Last

ShowCase has heavy-duty, hot-dipped, galvanized steel sections with an epoxy primer and baked-on polyester finish, which resists rust and impact denting. To assure durable, long-lasting performance, ShowCase offers standard features including

1. Vinyl thermal break between interior and exterior skins
2. Sectional joint seal to prevent weather infiltration
3. Hot-dipped, galvanized steel track
4. Nylon-encased, steel wheel, ball bearing rollers
5. Bottom weatherseal to keep weather out
6. Adjustable track for a precise fit



Limited Warranty*:


Door Sections: "For As Long As You Own Your Home," against rust

Hardware: 6-years

Springs: 3-years

OptiFinish: 1-year against cracking or peeling

Exclusively Distributed by:



P.O. Box 448, 1101 East River Rd., Dixon, IL 61021-0448
1-800-4-RAYNOR (472-9667)

Follow Us

