

Aspen™

RAYNOR
GARAGE DOORS

AP200LV LuxeVue™




Majestic Views, Elegant Style

Exceptional quality, and the opportunity to create many different looks with a wide variety of panel styles, make the Raynor AP200LV a perfect choice for a pristine, high-end looking garage front. Step out of the ordinary and compliment your home's aesthetic features with a LuxeVue door.




ELEGANT STYLE

Step out of the ordinary and compliment your home's aesthetic features with a LuxeVue™ door. The AP200LV is the perfect choice for a pristine, high-end, garage door.

 Tested U-Factor	0.17
Calculated R-Value	18.0

Pick your COLOR

Solid Color Options



Distinct Finish Woodtone Options

Dual direction oak woodgrain patterns run vertical between the embossed panels and horizontal with the rails to deliver a distinct, true grain appearance.



Painted Woodtone Options

Featuring a single directional woodgrain pattern that runs uniform across the entire width of the door.



Optional Post Paint Finish*



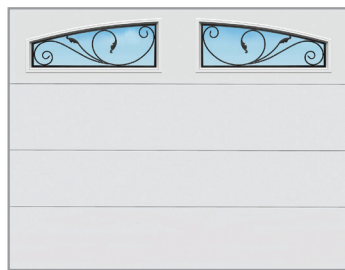
Raynor's ColorWave™ features Sherwin-Williams® next

generation post paint system for your garage door. With 1,500 colors to choose from, home and business owners can couple this elite paint system with state of the art Raynor manufacturing to craft the perfect look for their home or project.

* Not all colors are available in solar reflective paint, colors that are not available as solar reflective cannot be used on polyurethane doors.

Charcoal, Iron Ore and Black colored steel doors come standard with a Cool Chemistry™ paint finish to protect from extreme heat. For environments where extreme heat and sunlight exposures are constant, black and charcoal colors are not recommended. Charcoal features the high performance PVDF coating (TRINAR® or equivalent). Woodtones available on select panel types. The swatches shown on monitors and printed materials may vary from the actual color. For a true representation of the color, visit your local Raynor Dealer. Some colors and woodtones are only available on select panel types.


Pick your PANEL



Flush




Plank



Recessed Colonial Grooved




Raised Colonial



Recessed Ranch Grooved



Raised Ranch



Recessed Ranch

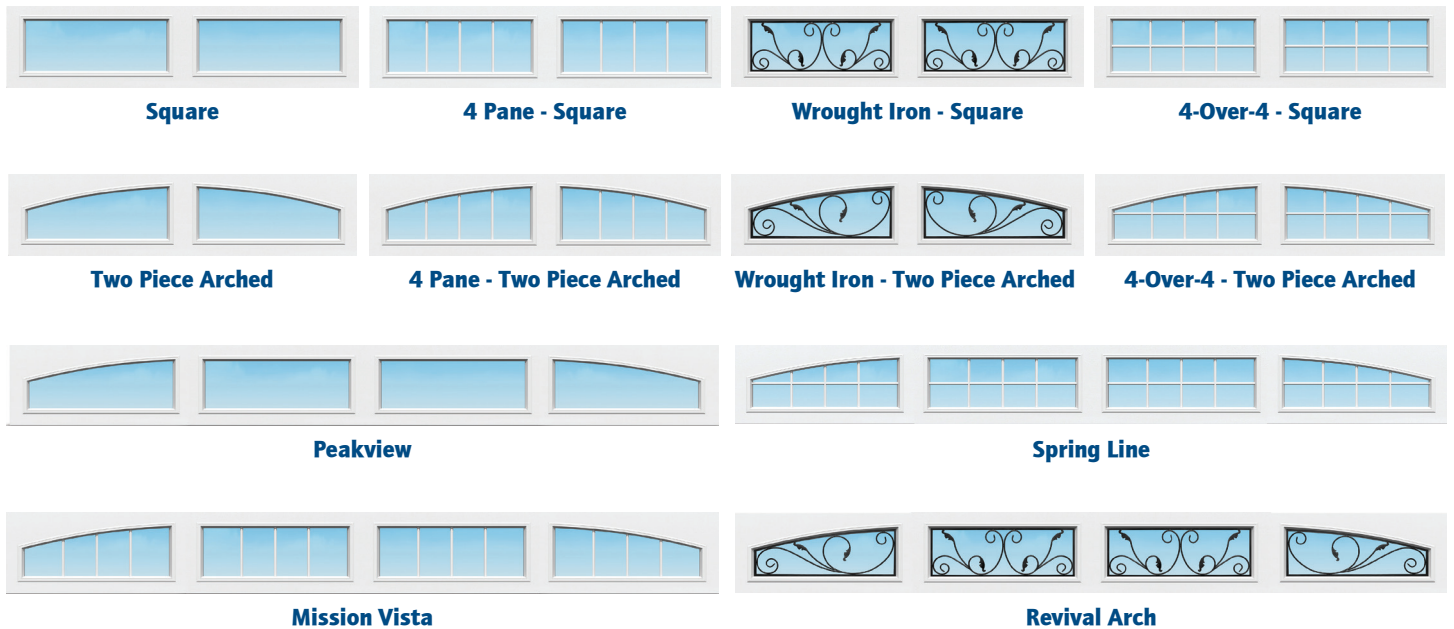
Max door size:
18'2" wide x 10' high

UPGRADE YOUR VUE & SEE THE DIFFERENCE



Pick your **WINDOW**

All options available as one or two car configuration.




Pick your **GLASS**


All of our AP200LV windows are tightly sealed and insulated to keep the elements out of your garage. Choose from either clear, obscure or satin glass styles.



Clear



Obscure



Satin

Product Benefits **EXCLUSIVE TO RAYNOR**



WeatherLock™

Raynor's thermally efficient WeatherLock system is designed for the harshest climates. Our proprietary

WeatherLock™ section joint has continuous thermal break and air seal between steel sections. This modified tongue-in-groove joint provides exceptional strength, while effectively locking out both air and water infiltration into the garage's interior.



TruBalance™

Doors equipped with our patent pending TruBalance drum system are 87% easier to operate manually and

provide you with a peace of mind knowing you can safely and easily manually operate your garage door in emergency situations. This counter balance system comes standard on doors up to 8' high with oversized windows in the top section.



Authorized Dealer Network

When you select Raynor, you're not just getting a superior garage door, you're also getting professional

garage door installation and service expertise. Trust your Raynor garage door to someone who knows it better than anyone else, your professional Raynor Dealer.



NeuFoam™

State of the art high-density NeuFoam™ polyurethane insulation delivers maximum structural integrity and

door strength. Combine our state of the art insulation material with our proprietary WeatherLock™ section joint design and you get the industry's most energy efficient door.



SecureLoc™

Raynor's SecureLoc Anti-Break-In assurance plan combines a SecureLoc capable opener with the

strength of a Raynor residential garage door that locks automatically when the door closes. Have a peace of mind knowing your garage is protected from intrusion with SecureLoc! For more information on Raynor's Anti-Break-In assurance plan visit www.Raynor.com/SecureLoc.



Limited Lifetime Warranty

Dedicated to customer satisfaction, Raynor doors carry a "For as Long as You Own Your Home" limited

section warranty against rust, six (6) year limited warranty on hardware, and a three (3) year limited warranty on springs to the original purchaser. We stand behind our workmanship and product and are dedicated to customer satisfaction.

COMMERCIAL Aspen LuxeVue



A perfect commercial-sized companion for the residential Aspen AP200LV doors, this sectional raised and recessed panel commercial door will brighten up the appearance of any building, inside and out. Available in a wide range of sizes and colors, the Commercial Aspen LuxeVue is a great choice for an oversized, classic residential appearance.



DASMA TPV Program

The DASMA Thermal Performance Verification (TPV) Program is a voluntary program to certify and verify the thermal performance ratings of sectional door products using third-party testing and inspection. The U-Factor on this model is verified through the DASMA TPV Program.

Exclusively Distributed by: